

Australian Ultimate Suspension Pty Limited

ABN: 55 113 219 355
Motor Vehicle Repairer's Licence No. MVRL41753
PO BOX 5457 MINTO DC NSW 2566 AUSTRALIA
Unit 1, No 2 Noonan Road, Ingleburn NSW 2565
Phone: +61-2-9618 7674

Email: sales@ultimatesuspension.com.au Web: www.ultimatesuspension.com.au



Dear Valued Customer,

Congratulations on purchasing The Ultimate Suspension.

As you would be aware it is imperative to have your **1,000 kilometre** mandatory safety check to comply with our warranty conditions.

This must be carried out in an Authorised Mechanical Workshop.

This full suspension re-tighten and check gives the customer peace of mind, confirming that the installation of the Ultimate Suspension has been carried out professionally and checked after a short run-in period to confirm everything is working correctly. This includes re-measuring the vehicle heights at each wheel to guard, and tightening all suspension mounting points. Record the kilometres reading.

Front Suspension: "LEAF Springs"

- Fixed-end front spring x2 nuts
- Shackle end of front spring x4 nuts
- Front axle U-Bolts x8 nuts
- Front shocks upper and lower mounts.
- Check steering damper and all links.

Rear Suspension: "LEAF Springs"

- Front mounting pin for rear spring both sides
- Rear shackle plates x2 nuts each.
- Rear U-Bolts 4 in total. (8x Nuts)
- Top and bottom shock mounts.
- Caution, do not over-tighten.

- ✓ Check vehicle is stopping safely under brakes.
- ✓ Check vehicle side to side variation, Up to 15mm is acceptable.
- ✓ Check vehicle height front to rear. (Rear must sit higher minimum 25mm)
- ✓ Check tyre wear for any irregularities.
- ✓ Check steering wheel on centre.
- ✓ Test drive for any irregularities.
- ✓ Re-Wheel Align if necessary.

Return this Check List signed off and dated as checked.

Customer Name:

Purchased from:

Vehicle Make: Model: Year:

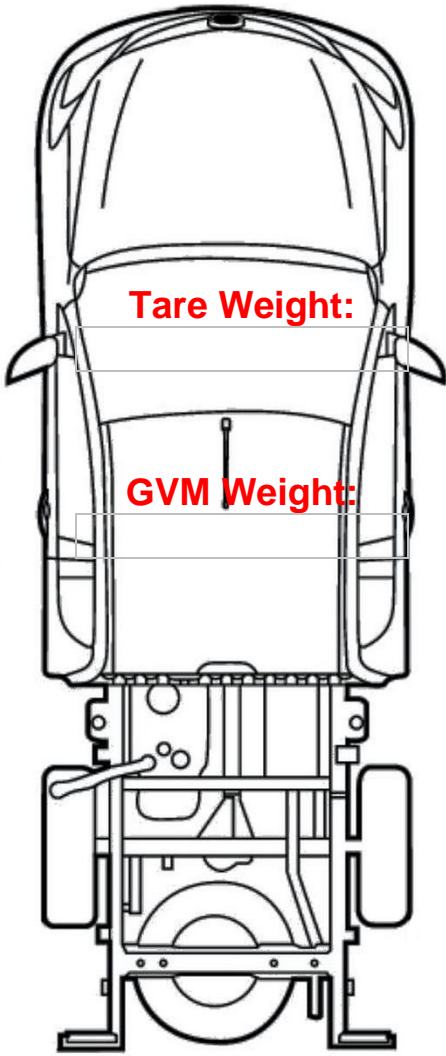
Registration Plate No.: Speedo Reading:

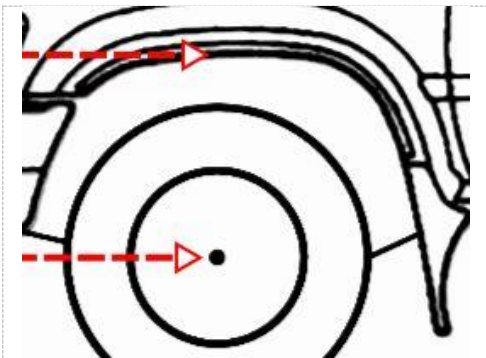
Fitted Date: By:

Continued at the back

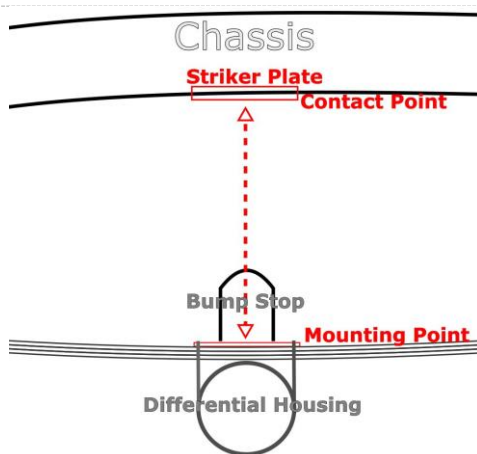
VEHICLE WEIGHT & HEIGHT RECORD

BEFORE AND AFTER

Weight: <input style="width: 100%;" type="text"/> Before Height: <input style="width: 100%;" type="text"/> Sill: <input style="width: 100%;" type="text"/> After Height: <input style="width: 100%;" type="text"/> Sill: <input style="width: 100%;" type="text"/>	<p style="color: red; font-weight: bold;">Axle Weight:</p> <input style="width: 100%; height: 20px;" type="text"/>  <p style="color: red; font-weight: bold;">Tare Weight:</p> <input style="width: 100%; height: 20px;" type="text"/> <p style="color: red; font-weight: bold;">GVM Weight:</p> <input style="width: 100%; height: 20px;" type="text"/> <p style="color: red; font-weight: bold;">Axle Weight:</p> <input style="width: 100%; height: 20px;" type="text"/>	Weight: <input style="width: 100%;" type="text"/> Before Height: <input style="width: 100%;" type="text"/> Sill: <input style="width: 100%;" type="text"/> After Height: <input style="width: 100%;" type="text"/> Sill: <input style="width: 100%;" type="text"/>
Weight: <input style="width: 100%;" type="text"/> Before Height: <input style="width: 100%;" type="text"/> Sill: <input style="width: 100%;" type="text"/> Bump Stop: <input style="width: 100%;" type="text"/> After Height: <input style="width: 100%;" type="text"/> Sill: <input style="width: 100%;" type="text"/> Bump Stop: <input style="width: 100%;" type="text"/>		Weight: <input style="width: 100%;" type="text"/> Before Height: <input style="width: 100%;" type="text"/> Sill: <input style="width: 100%;" type="text"/> Bump Stop: <input style="width: 100%;" type="text"/> After Height: <input style="width: 100%;" type="text"/> Sill: <input style="width: 100%;" type="text"/> Bump Stop: <input style="width: 100%;" type="text"/>



Measured from the centre of the rim to the guard on each corner



Measured from the Bump Stop Contact Point (Striker Plate) down to the Bump Stop mounting point or other way around.

